


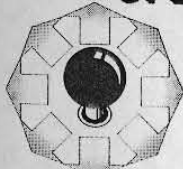
TURBO

FORCE


An interactive play
of 2~3 players
is available.



OPERATE



8-direction joystick



Shoot button

ITEMS



CANNON BALL
Power Up!



MIRACLE THUNDER
Secret Item

VIDEO SYSTEM CO.,LTD.

CONNECTOR DIAGRAM

SOLDER SIDE	NO. NO.	PARTS SIDE
GND	A 1	GND
GND	B 2	GND
+5V	C 3	+5V
+5V	D 4	+5V
+12V	E 5	+12V
	F 6	
	H 7	
COIN COUNTER 2	J 8	COIN COUNTER 1
	K 9	
SPEAKER (-)	L 10	SPEAKER (+)
	M 11	
VIDEO GREEN	N 12	VIDEO RED
VIDEO SYNC	P 13	VIDEO BLUE
SERVICE SW	R 14	VIDEO GND
	S 15	
COIN SW 2	T 16	COIN SW 1
2-P START	U 17	1-P START
2-P UP	V 18	1-P UP
2-P DOWN	W 19	1-P DOWN
2-P LEFT	X 20	1-P LEFT
2-P RIGHT	Y 21	1-P RIGHT
2-P SW 1 BUTTON	Z 22	1-P SW 1 BUTTON
	a 23	
	b 24	
	c 25	
	d 26	
GND	e 27	GND
GND	f 28	GND

WIRE DIAGRAM FOR 3-PLAYER

4PIN (B4P-SHF-1AA)

- 1 +12V (ORANGE)
- 2 COUNTER (BLUE)
- 3 COIN (RED)
- 4 GND (BLACK)

9PIN (B9P-SHF-1AA)

- 1 UP (GREEN)
- 2 DOWN (YELLOW)
- 3 LEFT (ORANGE)
- 4 RIGHT (RED)
- 5 SW 1 BUTTON (BROWN)
- 6 N.C. (WHITE)
- 7 N.C. (PINK)
- 8 START (PURPLE)
- 9 GND (BLACK)

DIP-SW 1

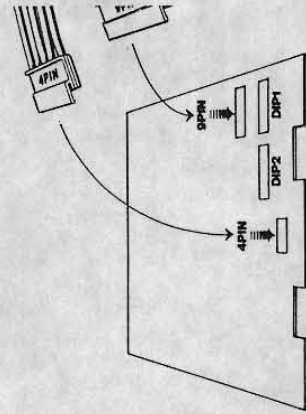
	1	2	3	4	5	6	7	8
1 COIN	* OFF ON	* OFF ON						
2 COIN			* OFF ON	* OFF ON				
COIN SLOT	SAME				* OFF ON			
INDIVIDUAL						* OFF ON		
2-PLAYER								
3-PLAYER								
SOUND ON								OFF
DEMONSTRATION MODE								* ON
TEST MODE								* OFF ON

* INDICATES FACTORY SETTING

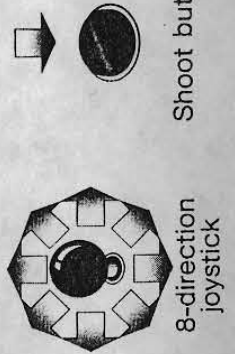
DIP-SW 2

	1	2	3	4	5	6	7	8
FLIP-FLOP	* OFF ON							
EASY		OFF ON	OFF ON	OFF ON				
NORMAL		* ON OFF	* ON OFF	* OFF ON				
HARD		OFF ON	OFF ON	OFF ON	OFF ON	OFF ON	OFF ON	OFF ON
PLAYER'S LIFE					* OFF ON			
ADDITIONAL LIFE								* OFF ON
After 200,000 Points								
After 300,000 Points								
N. C.								* OFF
N. C.								* OFF

* INDICATES FACTORY SETTING



Control Panel



8-direction joystick

Shoot button