

MAJOR TITLE

3. コネクター表

CONNECTOR

1. FOR 2 LEVERS

CONFORMING JAMMA STANDARD (3.96MM PITCH)

| SOLDER SIDE | | | PARTS SIDE |
|-----------------------------|---|----|-----------------------------|
| GND | A | 1 | GND |
| GND | B | 2 | GND |
| +5V | C | 3 | +5V |
| +5V | D | 4 | +5V |
| | E | 5 | |
| +12V | F | 6 | +12V |
| MISINSERTION-PREVENTING KEY | H | 7 | MISINSERTION-PREVENTING KEY |
| COIN COUNTER B | J | 8 | COIN COUNTER A |
| GND | K | 9 | GND |
| SPEAKER (-) | L | 10 | SPEAKER (+) |
| | M | 11 | |
| GREEN | N | 12 | RED |
| SYNC | P | 13 | BLUE |
| SERVICE SW | R | 14 | GND |
| | S | 15 | |
| COIN B | T | 16 | COIN A |
| (2P START) | U | 17 | 1P START |
| | V | 18 | |
| | W | 19 | |
| 2P LEFT | X | 20 | 1P LEFT |
| 2P RIGHT | Y | 21 | 1P RIGHT |
| 2P SHOT | Z | 22 | 1P SHOT |
| 2P SELECT | a | 23 | 1P SELECT |
| | b | 24 | |
| | c | 25 | |
| | d | 26 | |
| GND | e | 27 | GND |
| GND | f | 28 | GND |

2. FOR 4 LEVERS

| SOLDER SIDE | | | PARTS SIDE |
|-----------------------------|---|----|-----------------------------|
| GND | A | 1 | GND |
| GND | B | 2 | GND |
| +5V | C | 3 | +5V |
| +5V | D | 4 | +5V |
| | E | 5 | |
| +12V | F | 6 | +12V |
| MISINSERTION-PREVENTING KEY | H | 7 | MISINSERTION-PREVENTING KEY |
| COIN COUNTER B | J | 8 | COIN COUNTER A |
| GND | K | 9 | GND |
| SPEAKER (-) | L | 10 | SPEAKER (+) |
| | M | 11 | |
| GREEN | N | 12 | RED |
| SYNC | P | 13 | BLUE |
| SERVICE SW | R | 14 | GND |
| | S | 15 | |
| COIN B | T | 16 | COIN A |
| (2 P START) | U | 17 | 1 P START |
| 3 P SHOT | V | 18 | 1 P SHOT |
| 3 P SELECT | W | 19 | 1 P SELECT |
| 3 P LEFT | X | 20 | 1 P LEFT |
| 3 P RIGHT | Y | 21 | 1 P RIGHT |
| 4 P SHOT | Z | 22 | 2 P SHOT |
| 4 P SELECT | a | 23 | 2 P SELECT |
| 4 P LEFT | b | 24 | 2 P LEFT |
| 4 P RIGHT | c | 25 | 2 P RIGHT |
| | d | 26 | |
| GND | e | 27 | GND |
| GND | f | 28 | GND |

2. ディップスイッチ表 DIP SWITCHES

DIP SW1

| | | | S | | | | W | | | | | |
|------------------|-----------------------------------|---------------|----------------|-----|-----|-----|-----|-----|-----|-----|-----|-----|
| | | | 1 | 2 | 3 | 4 | 5 | 6 | 7 | 8 | | |
| NUMBER OF PLAYER | 2 | | OFF | OFF | | | | | | | | |
| | 1 | | ON | OFF | | | | | | | | |
| | 3 | | OFF | ON | | | | | | | | |
| | 4 | | ON | ON | | | | | | | | |
| SOUND IN DEMO | YES | | | | OFF | | | | | | | |
| | NO | | | | ON | | | | | | | |
| COIN MODE | MODE 2 3 OF DIP SW 2 ON | A SELECTOR | 1 COIN 1 PLAY | | | | | OFF | OFF | | | |
| | | | 2 COINS 1 " | | | | | ON | OFF | | | |
| | | | 3 " 1 " | | | | | OFF | ON | | | |
| | | | 5 " 1 " | | | | | ON | ON | | | |
| | | | 1 " 1 " | | | | | | | OFF | OFF | |
| | MODE 1 3 OF DIP SW 2 OFF | B SELECTOR | 1 COIN 2 PLAYS | | | | | | | | ON | OFF |
| | | | 1 " 3 " | | | | | | | | OFF | ON |
| | | | 1 " 5 " | | | | | | | | ON | ON |
| | | | 1 " 6 " | | | | | | OFF | OFF | OFF | OFF |
| | | | 1 " 1 PLAY | | | | | | ON | OFF | OFF | OFF |
| | | | 2 COINS 1 " | | | | | | OFF | ON | OFF | OFF |
| | | | 3 " 1 " | | | | | | ON | ON | OFF | OFF |
| | | | 4 " 1 " | | | | | | OFF | OFF | ON | OFF |
| | | | 5 " 1 " | | | | | | ON | OFF | ON | OFF |
| | | | 6 " 1 " | | | | | | OFF | ON | ON | OFF |
| | | | 1 COIN 2 PLAYS | | | | | | ON | ON | ON | OFF |
| | | | 1 " 3 " | | | | | | OFF | OFF | OFF | ON |
| | | | 1 " 4 " | | | | | | ON | OFF | OFF | ON |
| | | | 1 " 5 " | | | | | | OFF | ON | OFF | ON |
| | | | 1 " 6 " | | | | | | ON | ON | OFF | ON |
| 2 COINS 3 " | | | | | | OFF | OFF | ON | ON | | | |
| 3 " 2 " | | | | | | ON | OFF | ON | ON | | | |
| 5 " 3 " | | | | | | OFF | ON | ON | ON | | | |
| 8 " 3 " | | | | | | ON | ON | ON | ON | | | |

N.B.

- 1) Select Coin Mode 1 in case a single coin selector or two selectors for coins of the same value are used.
- 2) Select Coin Mode 2 in case two coin selectors of coins of different values are used.

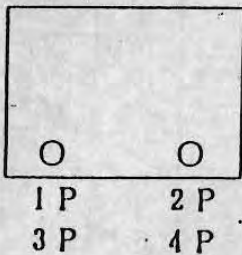
DIP SW 2

| | | S | | | | W | | | |
|-----------------|----------|-----|-----|-----|-----|-----|--------|-----|-----|
| | | 1 | 2 | 3 | 4 | 5 | 6 | 7 | |
| FLIP PICTURE | NO | OFF | | | | | ALWAYS | | |
| | YES | ON | | | | | | | |
| * CABINET TYPE | TABLE | | OFF | | | | | | |
| | UPRIGHT | | ON | | | | | | |
| COIN MODE | MODE 1 | | | OFF | | | | | |
| | MODE 2 | | | ON | | | | | |
| DIFFICULTY | NORMAL | | | | OFF | | | OFF | |
| | HARD | | | | ON | | | | |
| FREEZE PICTURE | NO | | | | | OFF | | | |
| | YES | | | | | ON | | | |
| | | | | | | | | | |
| * CONTROL PANEL | 2 LEVERS | | | | | | | | OFF |
| | 4 LEVERS | | | | | | | | ON |
| DIAGNOSTIC TEST | NO | | | | | | | | |
| | YES | | | | | | | | |

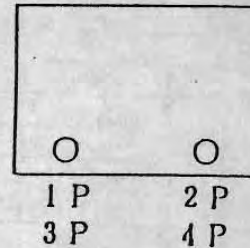
N.B. In the freeze picture mode, press 2P-start button to freeze and 1P-start button to restart the game.

* CABINET TYPE & CONTROL PANEL

TABLE • 2 LEVERS
(OFF • OFF)

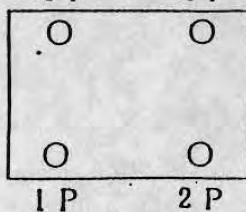


UPRIGHT • 2 LEVERS
(ON • OFF)

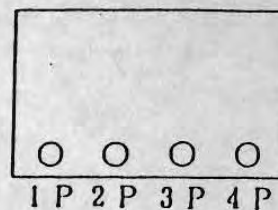


PLEASE REFER TO PA FOR THE CONNECTOR 2 LEVERS.

TABLE • 4 LEVERS
(OFF • ON)
3 P 4 P



UPRIGHT • 4 LEVERS
(ON • ON)



PLEASE REFER TO PA FOR THE CONNECTOR 4 LEVERS.